


Useful Links:



GTXRaster CAD[®] 2023 Series

For BricsCAD[®] V23

December 2023

Thank you for purchasing the GTXRaster CAD 2023 Series for BricsCAD Pro V23. This document contains information that may not have been published in the User Manual and describes changes made to the GTXRaster CAD Series software or its installation and will inform you of the current version's status.

Platform - :

GTXRaster CAD 2023 Series for BricsCAD Pro V23 runs on Windows[®] 11, Windows[®] 10 (64 Bit) and Windows[®] 8/8.1 (64 Bit).


New Features - :

- ✓ Windows[®] 11, Windows[®] 10 and Windows[®] 8/8.1 - 64 bit compatible
- ✓ Fully BricsCAD V23 Compatible.
- ✓ New and improved PDF tools to allow users to open and edit single page or multipage PDF files as well as saving to PDF files directly within the GTXRaster CAD Series products.
- ✓ Reengineered rasterisation engine that supports new CAD entities including blocks with attributes, angled text and geometry.
- ✓ New installation for Windows 10, Windows 8 and Windows 7 PC's to alleviate any security permissions problems previously seen in earlier versions.
- ✓ Improved licensing, Package and Borrow facility now included in the Flex Lm network license option.

System Requirements- :

Minimum requirements are the same as BricsCAD, but more RAM and virtual memory are definitely recommended.

CPU	64-bit: AMD Athlon 64 with SSE2 technology AMD Opteron™ with SSE2 technology Intel® Xeon® with Intel EM64T support with SSE2 technology Intel Pentium 4 with Intel EM64T support with SSE2 technology
Operating System	Windows® 10, Windows® 8/8.1 Pro, Windows® 7 Enterprise, Ultimate, Professional, or Home Premium Editions
Drive space	150 MB free hard disk space
Memory	2 GB (8 GB recommended)
Display	1024 X 768 or better
BricsCAD® version	BricsCAD® Pro V23 (Not Lite)



Software Licensing - :

Flexera™ software licensing in GTXRaster CAD 2023 Series is available as a single user standalone license (locked to one PC) or as a Multi User networked floating license version. The networked floating software license is distributed from a dedicated License Server System. Access to a floating GTX software license is then available to any personal computer that shares a common network with the License Server System.

The GTX Flex LM licensing options available are:

- **Single user** (locked to one PC)
- **Network license** (Locked to a dedicated server)
 - **Package** :- Have multiple versions running at the same time from a single license file.
 - **Borrowing** :- Borrow a license from the network from 3 days to 6 months

Raster Editing Recommendations - :

GTX highly recommends processing large raster blobs before the raster to vector (R2V) conversion process. Converting a raster blob to vector will dramatically increase the amount of memory and time required to convert the selected raster, and there is no vector equivalent to a raster blob. GTX recommends a couple of methods for handling raster blobs depending on what the raster blob should represent in the vector drawing. If it is not relevant to the drawing, then use GERASE to remove the raster blob. If the raster blob should represent a graphic like a logo, then use GEDGE or GECONVRT. Or remove the raster blob or blobs from R2V raster selection using one of the GTX's Intelligent Object Picks (IOP) before the conversion.

NEW Commands - :



GIMPORT : Import image files into BricsCAD. You can import .cg4 file formats directly in BricsCAD by using the new gimport command.



GEXPORT : Export image files From BricsCAD. You can export .cg4 file formats directly from BricsCAD by using the new gexport command.

Known Limitations - :

Rasterizing Shape (Shx) Fonts:

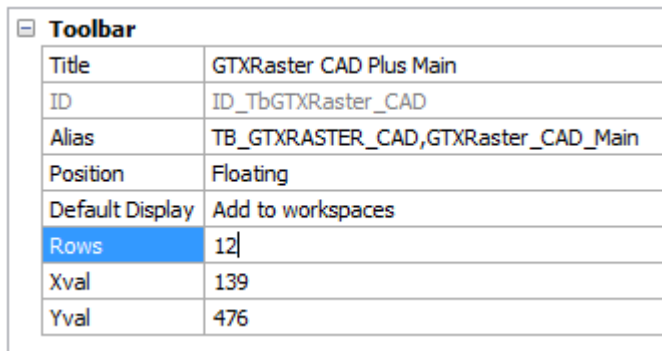
There is a problem when converting from vector to raster using the gRaster command when the vector text is a shape font especially the txt.shx font. When you select the txt.shx font as your default text style and then convert the typed text from vector to raster, the resulting raster text will be displaced to the right and below the original text position.

We would recommend that users use the simplex.shx font or a true type font as they default text style.

This is a known problem reported to BricsCAD and as soon as a solution is available it will be included in the next release or update from GTX.

Repositioning/Resizing of GTX toolbars:

Users will not be able to resize the GTX toolbars by gripping on the edges. If you want to resize your toolbars then this needs to be done via the UI customize command "customize". You need to select the toolbar you wish to resize and manually type the number of rows you want the toolbar to consist of.



Toolbar	
Title	GTXRaster CAD Plus Main
ID	ID_TbGTXRaster_CAD
Alias	TB_GTXRASTER_CAD,GTXRaster_CAD_Main
Position	Floating
Default Display	Add to workspaces
Rows	12
Xval	139
Yval	476

This is a known problem reported to BricsCAD and as soon as a solution is available it will be included in the next release or update from GTX.

REMARKS:

GTX®, GTXRaster CAD®, GTXRaster CAD® PLUS and Intelligent Paper to CAD Solutions® are registered trademarks of GTX.
GTXImage CAD™, GTXImage Edit™, GTXImage CAD PLUS™, GTXSmartCAD Edit™, GTX@ICR PLUS™, Intelligent Object Picking™
AutoClean™ & GTXScanClean™ are trademarks of GTX. U.S. Patent No. 7,016,536 applies.
Windows® is a registered trademark of Microsoft Corp.
BricsCAD® is a registered trademarks of Bricsys, NV.
FLEXNet® is a registered trademark of Flexera™ Software.
FLEXENABLED™ is a trademark of Flexera™ Software Inc.
CQuantizer © is copyright of Jeff Prorise 1996-1997
Docuffi© is a copyright of Docufi Inc. 2011-2013
PDFLib V 9.1 & PDFLib TET 5.0 is a copyright of PDFlib GmbH.

All other brand names, product names, service marks or trademarks belong to their respective holders.
©Copyright GTX Europe Ltd 2022. All Rights Reserved.